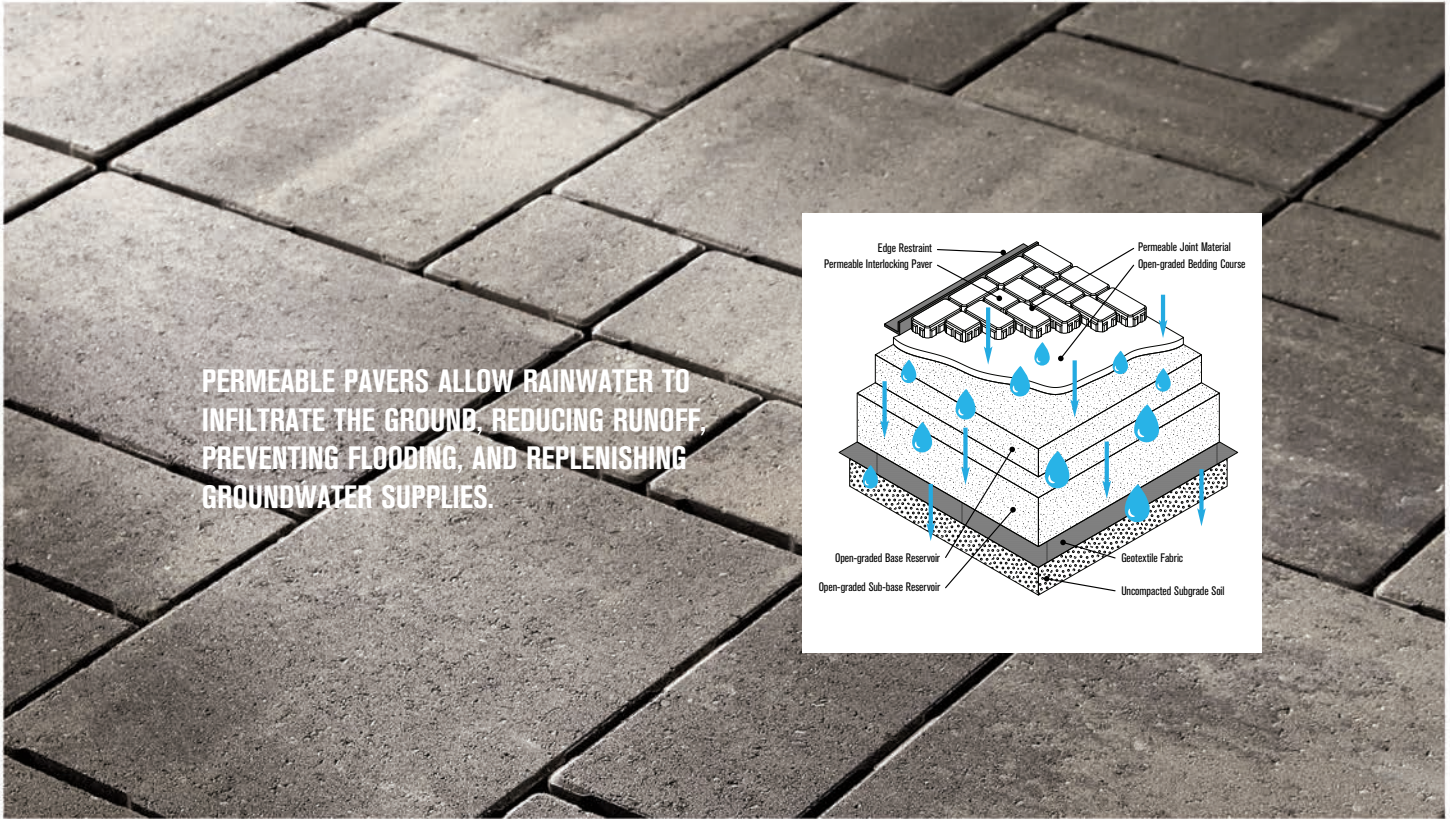
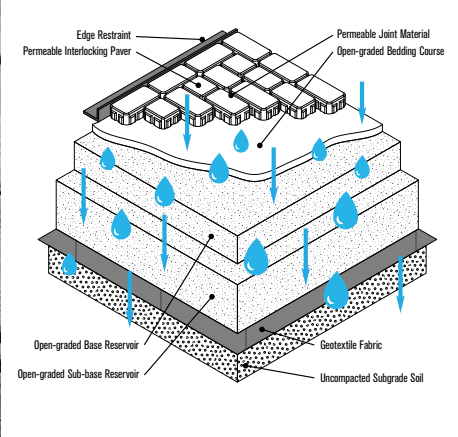


PACIFIC-ECO PERMEABLE PAVER



PERMEABLE PAVERS ALLOW RAINWATER TO INFILTRATE THE GROUND, REDUCING RUNOFF, PREVENTING FLOODING, AND REPLENISHING GROUNDWATER SUPPLIES.



BEECHWOOD



MOONLIGHT GRAY

- Smooth top, beveled edge, large auto-spacer (high flow-rate, eco/permeable)
- Thru-mix color; non-facemix
- Four-piece, one-pallet system, available by pallet or layer
- Suitable for paths, patios, pool decks, vehicular
- Palletized for machine installation (patterns on back)
- Compatible with 8cm Holland-Eco paver
- Use plate or roller compactor when compacting

Size	Dimensions	Face Area	Weight	Units/Layer	Layers	Units/Pallet	Pallet Weight
Sm. Square	5 x 5 x 3-1/8" H	0.17 sq. ft.					
Lg. Square	10 x 10 x 3-1/8" H	0.7 sq. ft.					
Sm. Rectangle	5 x 10 x 3-1/8" H	.35 sq. ft.		28 (13.44 sq. ft.)	7 (425 lbs.)	224 (94 sq. ft.)	2,975 lbs.
Lg. Rectangle	15 x 10 x 3-1/8" H	1.04 sq. ft.					

Dimensions shown are nominal. Pallet square footage is accurate, layers and bands square footages have been rounded to nearest whole number.

Manufactured by:



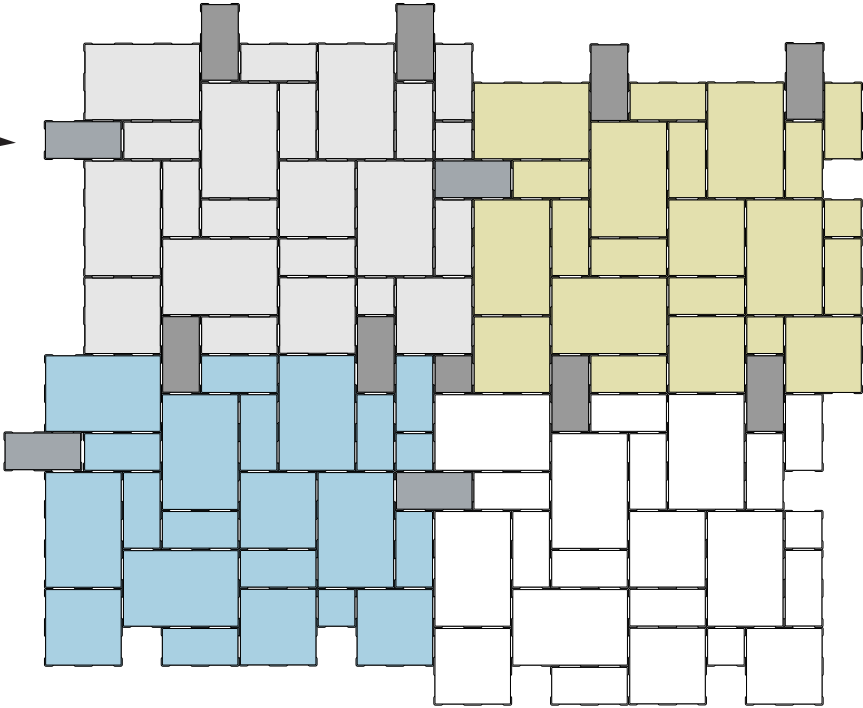
7200 Broadway Ave. N, Rochester, MN 55906
 Phone: 507-288-8850 • Fax: 507-535-1487
rochesterpcp.com



©Copyright 2024. All Rights Reserved. This information has been prepared for the benefit of customers interested in Rochester Concrete Products. It was reviewed carefully prior to publication. Rochester Concrete Products assumes no liability for its accuracy or completeness. Final determination of the suitability of any information or material for the use contemplated, or for its manner of use, is the sole responsibility of the user. 424

MACHINE-INSTALL PATTERN

Pacific-Eco pallet pattern for machine install.
Knit with Holland-Eco. Discard small squares.



ONE-LAYER PATTERN

Pacific-Eco pallet layer for conventional install.
Pattern uses one full layer.

