





TRAVERTINE LANDSCAPE TILES



- Three sizes w/multiple unique faces, detailed travertine top and sides, smooth honed surfaces
- Strong and durable 10,000 psi wet cast concrete
- Palletized by size, CANNOT be double stacked
- Available by piece
- Suitable for paths, patios, pool decks and overlays
- Gap tiles a minimum of 1/4", use roller compactor or buffer pad when compacting.



Size	Dimensions	Face Area	Weight	Units/pallet	Pallet Weight
Small	12 x 24 x 2" H	2 sq. ft.	46 lbs.	20 (40 sq. ft.)	970 lbs.
Medium	18 x 24 x 2" H	3 sq. ft.	70 lbs.	18 (54 sq. ft.)	1,310 lbs.
Large	24 x 24 x 2" H	4 sq. ft.	88 lbs.	18 (72 sq. ft.)	1,634 lbs.

Dimensions shown are nominal. Pallet square footage is accurate, layers and bands square footages have been rounded to nearest whole number.



Manufactured by:

7200 Broadway Ave. N, Rochester, MN 55906
 Phone: 507-288-8850 • Fax: 507-535-1487
rochesterpc.com



©Copyright 2024. All Rights Reserved. This information has been prepared for the benefit of customers interested in Rochester Concrete Products. It was reviewed carefully prior to publication. Rochester Concrete Products assumes no liability for its accuracy or completeness. Final determination of the suitability of any information or material for the use contemplated, or for its manner of use, is the sole responsibility of the user. 424