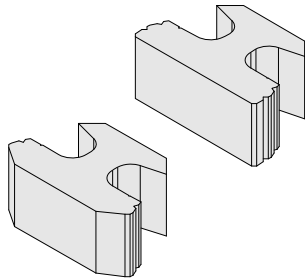
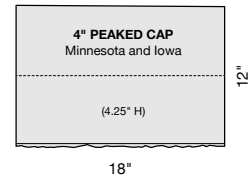
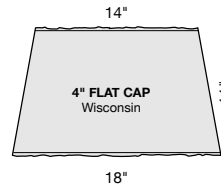


# CLASSIC 8 RETAINING WALL - DOT Approved



- Straight face, 1" setback; adjustable
- Beveled face\* is SPECIAL ORDER and can be made in any color. Minimum quantity required, customer must take entire production run. Returns not allowed.
- Iowa, Minnesota and Wisconsin DOT approved
- Manufactured in Thorp, WI
- Available by pallet

Colors: Sandstone, Grey



DOT Blocks/Caps	Dimensions	Face Area	Weight	Units/Layer	Layers	Units/Pallet	Pallet Weight
Straight Face	18 x 12 x 8" H	1.0 sq. ft.	87 lbs.	12	3	36 (36 sq. ft.)	3,182 lbs.
Beveled Face*	18 x 12 x 8" H	1.0 sq. ft.	82 lbs.	12	3	36 (36 sq. ft.)	3,002 lbs.
4" Flat Cap (WI)	18/14 x 11 x 4" H	1.33 in. ft.	55 lbs.	9	5	45 (60 in. ft.)	2,520 lbs.
4" Peaked Cap (MN and IA)	18 W x 12 x 4" H	1.5 in. ft.	70 lbs.	8	4	32 (48 in. ft.)	2,290 lbs.

Dimensions shown are nominal.



Manufactured by:

7200 Broadway Ave. N, Rochester, MN 55906  
Phone: 507-288-8850 • Fax: 507-535-1487  
rochesterpcp.com

