


CLASSIC® 6 COLONIAL RETAINING WALL

Scan for online gallery



ROCKWOOD
RETAINING WALLS
A better way.



BLUESTONE

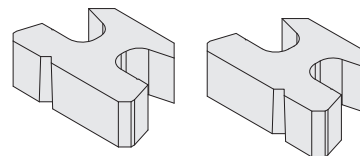


SANTA FE

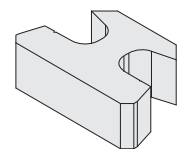


SANDSTONE BROWN

- Multi-unit appearance, rustic face
- A strong and versatile, efficient to build, one or two unit system
- 1.0" setback; adjustable
- To estimate number of Classic Colonial 6 units, divide total sq. ft. by 0.75
- Cap with 4" Universal or Chiseled Cap
- Available by layer or pallet



6/12 units palletized together.



18 units palletized separately.

Blocks	Dimensions	Face Area	Weight	Units/Layer	Layers	Units/Pallet	Pallet Weight
Colonial 18	18 x 12 x 6" H	0.75 sq. ft.	60 lbs.	12	3	36 (27 sq. ft.)	2,260 lbs.
Colonial 6/12	18 x 12 x 6" H	0.75 sq. ft.	60 lbs.	12	3	36 (27 sq. ft.)	2,260 lbs.
Base Block (grey only)	18 x 12 x 6" H	0.75 sq. ft.	60 lbs.	12	3	36 (27 sq. ft.)	2,260 lbs.

Dimensions shown are nominal.

Manufactured by:



7200 Broadway Ave. N, Rochester, MN 55906
Phone: 507-288-8850
rochesterpcp.com



©Copyright 2026. All Rights Reserved. This information has been prepared for the benefit of customers interested in Rochester Concrete Products. It was reviewed carefully prior to publication. Rochester Concrete Products assumes no liability for its accuracy or completeness. Final determination of the suitability of any information or material for the use contemplated, or for its manner of use, is the sole responsibility of the user. 126