


IMPERIAL STEP

- Smooth on all surfaces, beveled edges
- Lifting device recommended
- Available by pallet

Dimensions	Area	Weight	Units/Pallet	Pallet Weight
48 x 18 x 6" H	6.0 sq. ft.	409 lbs.	6 (36 sq. ft.)	2,504 lbs.


Dimensions shown are nominal.




WHEAT (New Color)



MOCHA (New Color)



NATURAL



CHARCOAL



Rochester
Concrete Products™

Manufactured by:

7200 Broadway Ave. N, Rochester, MN 55906
Phone: 507-288-8850
rochesterpcp.com



©Copyright 2025. All Rights Reserved. This information has been prepared for the benefit of customers interested in Rochester Concrete Products. It was reviewed carefully prior to publication. Rochester Concrete Products assumes no liability for its accuracy or completeness. Final determination of the suitability of any information or material for the use contemplated, or for its manner of use, is the sole responsibility of the user. 125